

Drama centre

Recommended Use

Intended for creative and dramatic play.

Recommended for children ages 3 to 5 years.

⚠ WARNING

- ▲ This product is intended for use by children of immature judgment, therefore supervision is required at all times. Never reconfigure the Drama centre with children nearby.
- ▲ The arches are intended for use on the Dress-up unit only.

⚠ CAUTION

- ▲ For indoor use only. The Dress-up unit and Arches are not waterproof.

Products consist of the following, depending on what you ordered:

C700 Drama centre includes:

C705 Dress-up unit

- Unit
- 3 Deep clear tote pans
- 3 Shallow clear tote pans

C706 Arches Kit

- Two arches
- Blue Flowie

C708 Blue Flowie

- Flowie only

If your shipment is incomplete, please call Customer Service

To move the Dress-up Unit:

It is important to understand how to operate the mobility feature, which can be easily engaged, and disengaged using the following procedure:

1. With one person at each end of the unit, tip slightly forward or back, allowing the toe trim to pivot.

2. One person keeps the item tipped, while the other rotates the toe trim to the desired position by pulling or pushing on one of the handholds at each end of the toe trim. (Figure 1)

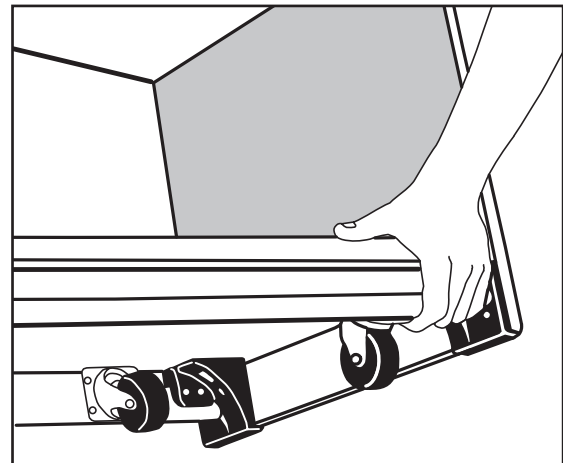


Figure 1

3. Tip the unit slightly to the other side and repeat the procedure with the other toe trim.

⚠ CAUTION

- ▲ Never change the position of the toe trim with less than two people.
- ▲ Always use the handholds provided at each end of the toe trim. (Figure 1)
- ▲ After disengaging the wheels, give item a small sideways push to settle the wheels into place. You will notice the item sitting down securely on its glides.

⚠ WARNING

- ▲ The Dress-up unit may tip when rolled sideways. Always push from an end. Never move with children nearby. Always disengage wheels after moving.

IMPORTANT

Retain these instructions for future reference.

© 1997 by Community Products (UK) Ltd
WL89 Eu 0211 Revision 00

Community Playthings

Brightling Road, Robertsbridge, TN32 5DR UK
Phone: 0800 387 457 Fax: +44 (0)1304 843 731
www.communityplaythings.co.uk sales@communityplaythings.co.uk

Page 2

To attach the Arches:

Place short peg through holes in top shelf and bracket of Dress-up unit. (Figure 2)

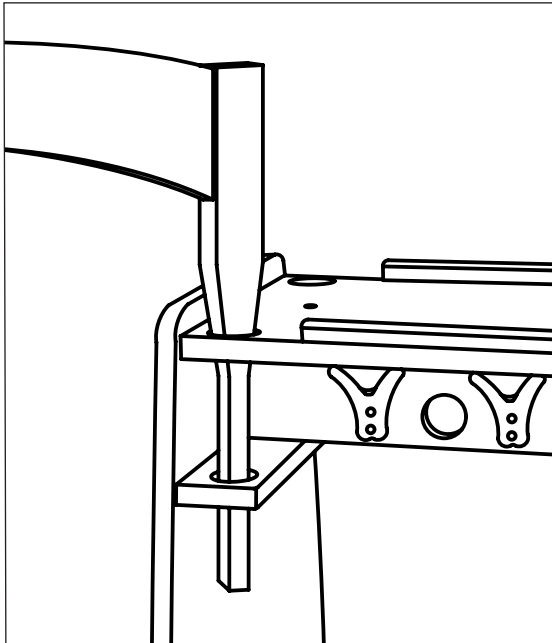


Figure 2

Maintenance

Periodically inspect for cracks, breaks, loose parts, missing parts, and/or malfunctions. Remove the product from service when any condition develops that might make operation unsafe.

Cleaning

The lacquered wooden parts of this product are not fully waterproof, and therefore should not be left outdoors. Wipe with a damp cloth. Do not use excessive water.

The Flowie is fully washable with a cold wash: 30° C (90° F)

Construction

The Dress-up unit is constructed of solid birch protected with a child-safe finish.

The Arches are constructed of birch plywood and solid birch.

The Flowie is made of a strong, fire resistant micromesh. It complies with EN71-2.


User Modifications

We recognize that some users might benefit from modifications made in the field. However, we cannot be responsible for modifications made by customers to our products, without our supervision, testing or evaluation.

Ordering Parts

To order replacement parts, contact Customer Service with a description of the part(s) needed and the ID Code from the product.

Use only replacement parts supplied by Community Playthings.



IMPORTANT

Retain these instructions for future reference.

© 1997 by Community Products (UK) Ltd
WL89 Eu 0211 Revision 00

Community Playthings

Brightling Road, Robertsbridge, TN32 5DR UK
Phone: 0800 387 457 Fax: +44 (0)1304 843 731
www.communityplaythings.co.uk sales@communityplaythings.co.uk